

To learn more about our
Research and Data Package,
or to subscribe now, please
contact us on:

subscribe@anrev.org

+852 3108 2790

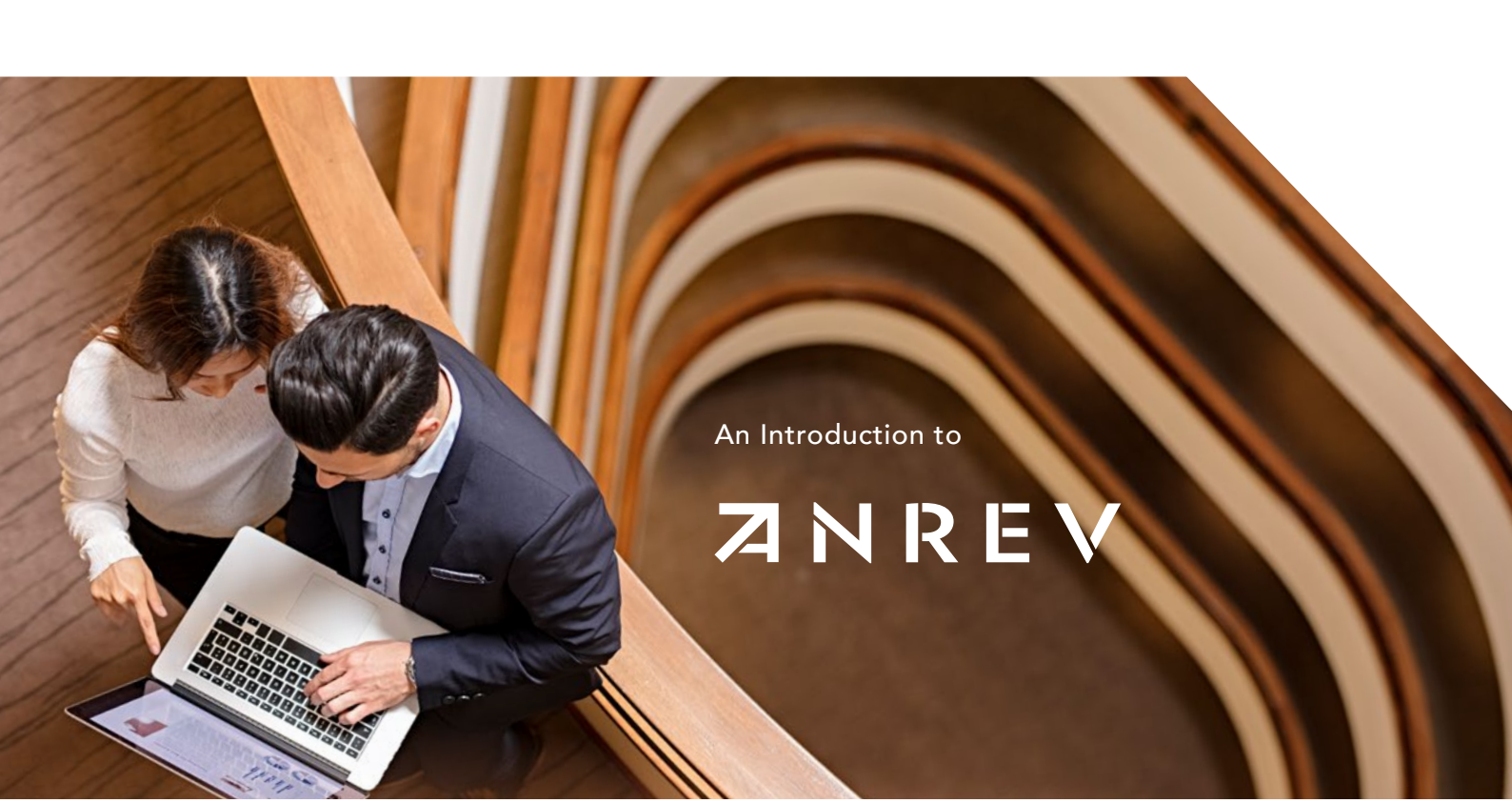
www.anrev.org



ANREV

Global real estate investment
data for investors in Asia Pacific

We provide the data and research tools to drive
successful real estate investment decisions.



An Introduction to

ANREV

ANREV (the Asian Association for Investors in Non-Listed Real Estate Vehicles) is the leading, not-for-profit provider of trusted, up-to-date and in-depth data and research for Asia Pacific real estate investors.

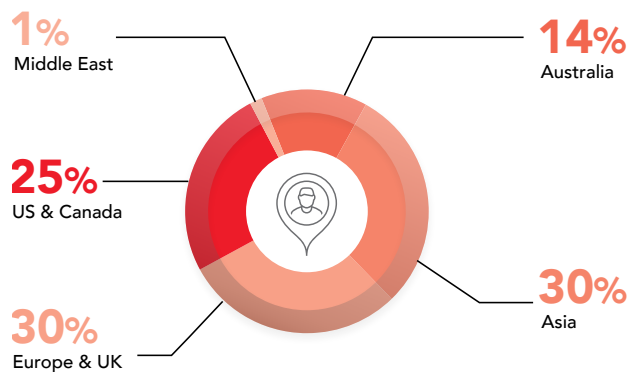
Our membership base includes over 200 global and regional real estate investors, fund managers, industry advisors and academics who collaborate with us to ensure we deliver to their needs. Through regular surveys and a dedicated team of researchers, we are able to collate and deliver an exceptional level of relevant primary data and information to provide investors with comparison evidence, applicable to their APAC real estate portfolios.

Research and Data Package


ANREV is an impartial source for non-listed real estate industry data that can be used to create investment models, track and measure investment returns and guide strategic decision making.

Our Annual Research and Data Package provides a service for investors that is time-efficient, accurate and up to date.

Members by Headquarter Location



Top Three Preferred Locations In 2019 for Investors




Source: ANREV/INREV/PREA Investment Intentions Survey 2019

What research and market information is available?




Research



Investment Intentions Survey	Real Estate AUM US\$ 874b	144 Investors	   
Expected global allocations and investment trends from the world's leading institutional investors in the Asia Pacific region.			

Capital Raising Survey	AUM \$193b	203 Fund Managers	   
Insights into the capital raising activities by region, investment strategy, style, structure, product type and country.			


Management Fees and Terms Survey		99 Funds	 
Provides an overview of the fees and terms applied by Asia Pacific non-listed real estate funds. The study aims to increase the transparency of fee structures and fee levels in funds, and to create a framework for regular reporting of fees in funds.			




Fund Manager Survey	Real Estate AUM \$3trn	177 Fund Managers	   
Tracks total real estate assets under management (AUM) of all real estate fund management companies, providing greater insights into regional composition and vehicle types.			

Funds of Funds Study	Real Estate AUM \$21b		  
An overview of the funds of funds industry globally as well as a detailed analysis into the performance of 60 funds of funds managed by 25 managers.			




Fund Termination Study			 
Examines the number of funds to be liquidated in the coming two years and the options fund managers consider as their fund termination date approaches.			



Universes



Vehicles Universe	Online database 180+ vehicles	
An online database containing the latest information of active APAC vehicles, easily exported to Excel or PDF. Insights given into capital raising activities by region, investment strategy, style, structure, product type and country.		



Funds of Funds Vehicles Universe	Online database	60 Funds of Funds	  
Allows members to review vehicle strategies, sizes, structure and contact details of 60 funds of funds managed by 25 managers in Europe and APAC.			





Indices


ANREV Quarterly Index	95 Funds	OE / CE	  
A performance index of non-listed real estate funds in Asia Pacific, measuring total returns by geography, style, structure and sector.			

ANREV IRR Index	72 Funds	CE	 
Measures the since inception Internal Rate of Return of closed end funds by vintage and style.			

ANREV Australia Core Open End Monthly Index (ACOE)	19 Funds across 9 different managers	OE	 
Measures the NAV based performance for open end real estate funds with a core strategy on a monthly basis.			

ANREV Pan Asia Open-Ended Diversified Core Fund Index (ODCI)	4 Funds	OE	 
Tracks pan-Asia core open end diversified funds performance, similar to NCREIF's ODCE Index.			

Global Real Estate Fund Index (GREFI)	GAV \$724b	467 Funds	OE / CE	   
Aims to improve transparency of real estate as an asset class by showing the performance of non-listed real estate funds globally.				

Index Analysis Tool	99 Funds	39 Fund Managers	
Enables analysis of the performance of your vehicles with the ability to create your own customised indices. The tool can create sub-indices by style, structure, vintage year, gearing, etc.			



INREX



PREA



NCREIF

OE Open End Funds

CE Closed End Funds

All figures in USD and from the most recent ANREV report.



How do members use our information and data?

"We were looking to invest in the Australian market and needed detailed information to support our market analysis and acquisition strategy. In particular, ANREV's Vehicles Universe provided key information on fund managers, their fund coverage and sector focus. We also made use of ANREV's extensive Performance Measurement Index Data on fund returns and attended the Australian Conference in order to meet the managers we were considering. The existence of the Australia Monthly Index was key to giving us the confidence to invest, due to the transparency of the market and availability of performance data."

– Major Asian Investor

Investors are subscribing to our **Research and Data Package** to benefit from:



Regular member surveys regarding the tracking of funds' performance and related market information



Data and insights from hundreds of members outlining real estate investor sentiments and trends



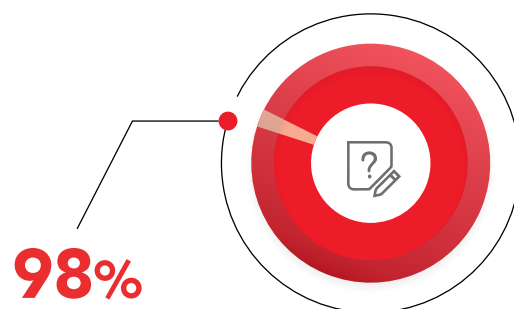
Online vehicles universe and analysis tool, enabling investors to build custom reports to compare real estate funds' performance



Detailed understanding of the industry's returns globally and regionally, and how it relates to investment choices and returns



Being part of a membership community that allows you to share knowledge, improve professionalism and industry best practices, enabling easier access to the asset class for investors



98%
OF THOSE SURVEYED
find our industry data relevant,
very relevant or extremely
relevant

Source: ANREV Membership Survey 2018

Additional Benefits

By subscribing to our Research and Data Package, you have access to the following benefits:

- 1 Full ANREV membership
- 2 Full access to the ANREV Vehicles Universe
- 3 Member rates for all ANREV events including our Annual Conference
- 4 Full access to INREV Guidelines
- 5 Invitation only access to the ANREV Investor Circle (investors only)
- 6 ANREV Weekly Newsletter delivered directly to your inbox

Subscription Fees US\$10,000 per year, payable annually.

Disclaimer:

The ANREV Index is a distillation of information provided to ANREV by non-listed funds in order to give a view on the performance of the Asian non-listed property funds market over a particular period of time. It provides (and is only intended to provide) general information on any particular market featured. The ANREV Index does not represent or contain investment information on, or constitute advice in respect of specific funds or investments, nor should it be used as a basis for investment decisions. These are matters on which specific professional advice should be taken.